

KTest

更に上のクオリティ 更に上のサービス



問題集

<http://www.ktest.jp>

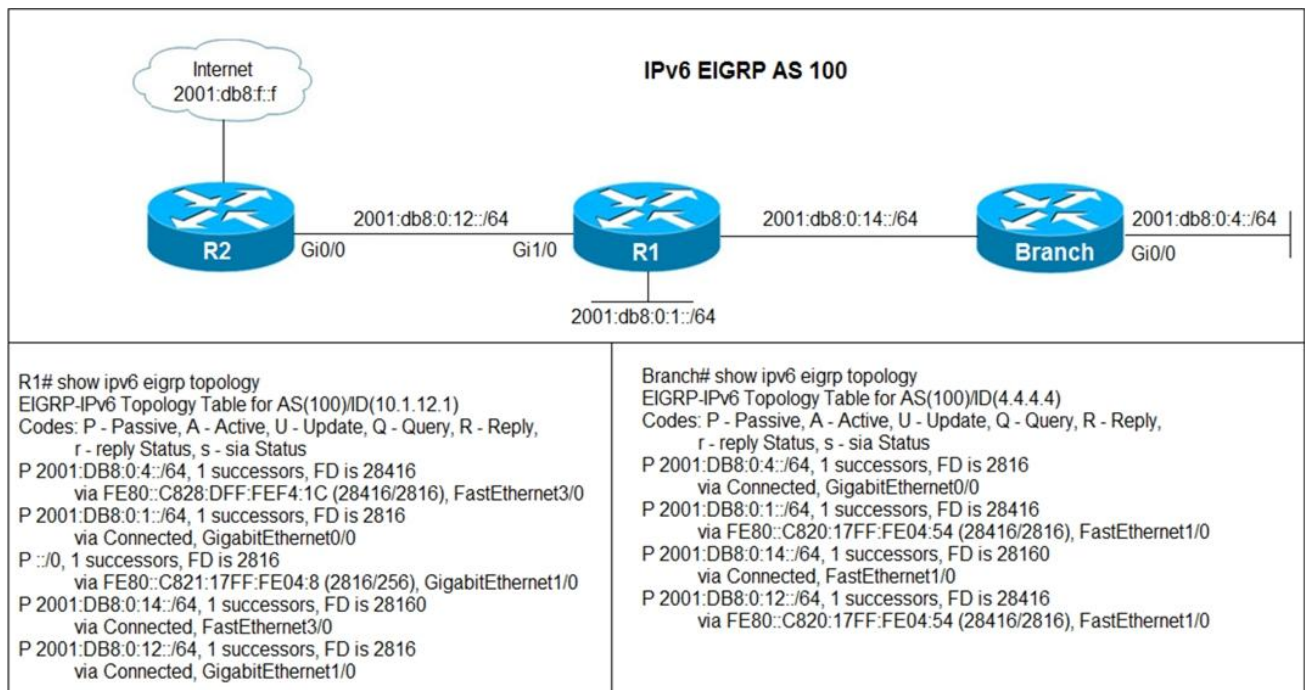
1年で無料進級することに提供する

Exam : 300-410

Title : Implementing Cisco
Enterprise Advanced
Routing and Services
(ENARSI)

Version : DEMO

1.Refer to the exhibit.

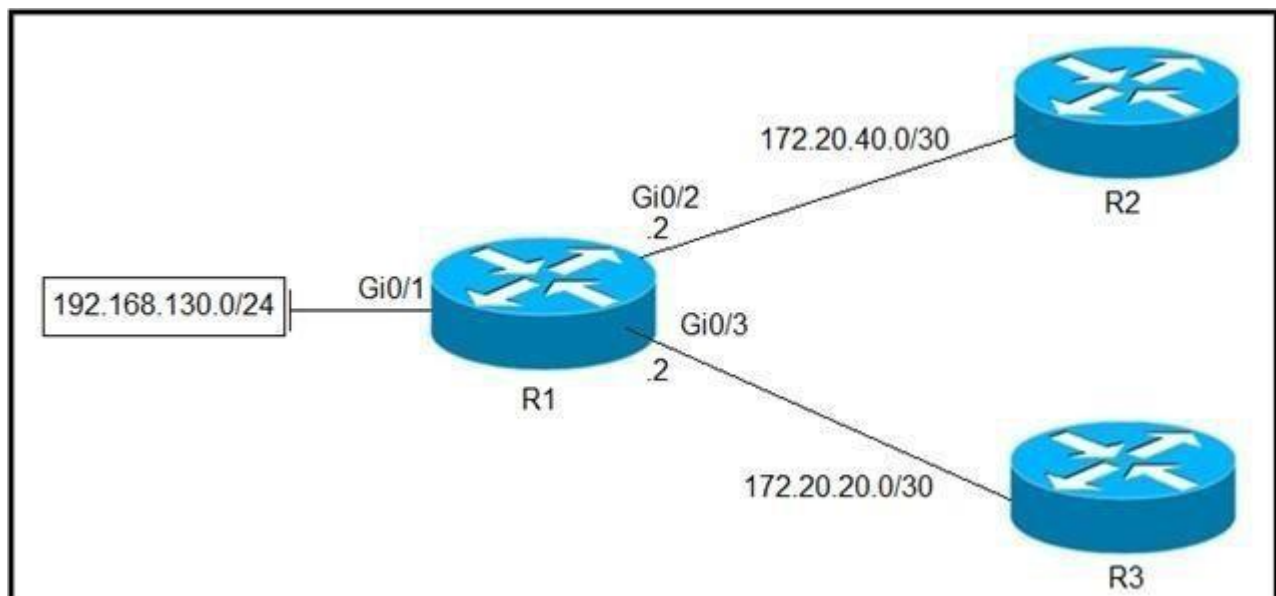


Users in the branch network of 2001:db8:0:4::/64 report that they cannot access the Internet. Which command is issued in IPv6 router EIGRP 100 configuration mode to solve this issue?

- A. Issue the eigrp stub command on R1
- B. Issue the no neighbor stub command on R2.
- C. Issue the eigrp command on R2.
- D. Issue the no eigrp stub command on R1.

Answer: D

2.Refer to the exhibit.



Which configuration configures a policy on R1 to forward any traffic that is sourced from the 192.168.130.0/24 network to R2?

- A. **access-list 1 permit 192.168.130.0 0.0.0.255**
!
interface Gi0/2
ip policy route-map test
!
route-map test permit 10
match ip address 1
set ip next-hop 172.20.20.2
- B. **access-list 1 permit 192.168.130.0 0.0.0.255**
!
interface Gi0/1
ip policy route-map test
!
route-map test permit 10
match ip address 1
set ip next-hop 172.20.40.2
- C. **access-list 1 permit 192.168.130.0 0.0.0.255**
!
interface Gi0/2
ip policy route-map test
!
route-map test permit 10
match ip address 1
set ip next-hop 172.20.20.1
- D. **access-list 1 permit 192.168.130.0 0.0.0.255**
!
interface Gi0/1
ip policy route-map test
!
route-map test permit 10
match ip address 1
set ip next-hop 172.20.40.1

- A. Option A
B. Option B
C. Option C
D. Option D

Answer: D

3.R2 has a locally originated prefix 192.168.130.0/24 and has these configurations:

ip prefix-list test seq 5 permit 192.168.130.0/24

!

route-map OUT permit10

match ip address prefix-list test

set as-path prepend 65000

What is the result when the route-map OUT command is applied toward an eBGP neighbor R1 (1.1.1.1) by using the neighbor 1.1.1.1 route-map OUT out command?

- A. R1 sees 192.168.130.0/24 as two AS hops away instead of one AS hop away.
- B. R1 does not accept any routes other than 192.168.130.0/24
- C. R1 does not forward traffic that is destined for 192.168.30.0/24
- D. Network 192.168.130.0/24 is not allowed in the R1 table

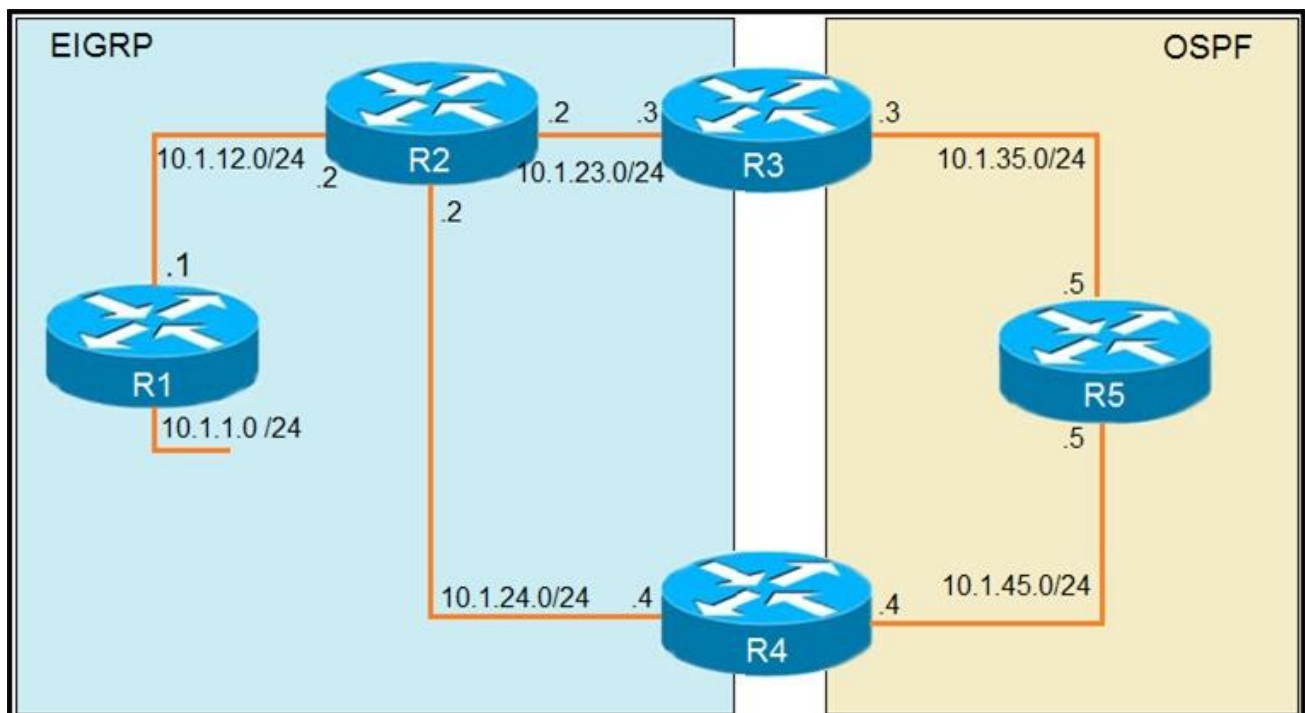
Answer: A

4.Which method changes the forwarding decision that a router makes without first changing the routing table or influencing the IP data plane?

- A. nonbroadcast multiaccess
- B. packet switching
- C. policy-based routing
- D. forwarding information base

Answer: C

5.Refer to the exhibit.



```
R1
router eigrp 1
 redistribute connected
 network 10.1.12.1 0.0.0.0

R3
router ospf 1
 redistribute eigrp 1 subnets
 network 10.1.35.3 0.0.0.0 area 0

R4
router eigrp 1
 redistribute ospf 1 metric 2000000 1 255 1 1500
!
router ospf 1
 network 10.1.45.4 0.0.0.0 area 0

R5#traceroute 10.1.1.1

Type escape sequence to abort.
Tracing the route to 10.1.1.1

 1 10.1.35.3 80 msec 44 msec 20 msec
 2 10.1.23.2 44 msec 104 msec 64 msec
 3 10.1.24.4 44 msec 64 msec 40 msec
 4 10.1.45.5 24 msec 40 msec 20 msec
 5 10.1.35.3 92 msec 144 msec 148 msec
 6 10.1.23.2 108 msec 76 msec 80 msec
    <output truncated>
```

The output of the trace route from R5 shows a loop in the network.
Which configuration prevents this loop?

A)

Option A

R3

```
router ospf 1
 redistribute eigrp 1 subnets route-map SET-
 TAG
 !
 route-map SET-TAG permit 10
 set tag 1
```

R4

```
router eigrp 1
 redistribute ospf 1 metric 2000000 1 255 1
 1500 route-map FILTER-TAG
 !
 route-map FILTER-TAG deny 10
 match tag 1
 !
 route-map FILTER-TAG permit 20
```

B)

Option B

R3

```
router eigrp 1
 redistribute ospf 1 subnets route-map SET-
 TAG
 !
 route-map SET-TAG permit 10
 set tag 1
```

R4

```
router eigrp 1
 redistribute ospf 1 metric 2000000 1 255 1
 1500 route-map FILTER-TAG
 network 10.1.24.4 0.0.0.0
 !
 route-map FILTER-TAG deny 10
 match tag 1
 !
 route-map FILTER-TAG permit 20
```

C)

Option C

R3

```
router ospf 1
redistribute eigrp 1 subnets route-map SET-
TAG
!
route-map SET-TAG permit 10
set tag 1
```

R4

```
router eigrp 1
redistribute ospf 1 metric 2000000 1 255 1
1500 route-map FILTER-TAG
!
route-map FILTER-TAG permit 10
match tag 1
```

D)

Option D

R3

```
router ospf 1
redistribute eigrp 1 subnets route-map SET-
TAG
!
route-map SET-TAG deny 10
set tag 1
```

R4

```
router eigrp 1
redistribute ospf 1 metric 2000000 1 255 1
1500 route-map FILTER-TAG
!
route-map FILTER-TAG deny 10
match tag 1
```

A. Option A

B. Option B

C. Option C

D. Option D

Answer: A

Explanation:

The reason for the loop is that R2 is forwarding the packets destined to 10.1.1.1 to R4, instead of R1. This is because in the redistribute OSPF statement, BW metric has a higher value and delay has a value of 1. So, R2 chooses R4 over R1 for 10.1.1.0/24 subnet causing a loop. Now, R5 learns 10.1.1.0/24 from R3 and advertises the same route to R4, that R4 redistributes back in EIGRP. If R3 sets a tag of 1 while redistributing EIGRP in OSPF, and R4 denies all the OSPF routes with tag 1 while redistributing, it will not advertise 10.1.1.0/24 back into EIGRP. Hence, the loop will be broken.